



# READING IN FOUNDATION STAGE 2

Why? What? How?

# Why have I invited you today?

- To explain the importance of using PURE SOUNDS when learning to read and write.
- To highlight the importance of your child hearing lots of language.
- To explain some of the things that we do in school so you can help your child at home.
- To explain how we support reading at home.
- To talk about what 'being Year 1 ready' means in terms of reading.

Before we start...


**"Every child**  
IS A DIFFERENT KIND OF FLOWER,  
AND ALTOGETHER MAKE THIS WORLD  
**a beautiful garden."**

— ANONYMOUS —



# An overview of reading: PURE SOUNDS

- Letters have names (A,B,C – *We learn their names by singing the alphabet song*)



- Letters make sounds (*We use the sounds when reading and writing*)
- Bouncy sounds (a,b,c,d,e,g,h,i,j,k,o,p,q,u,t,u,w,y)
- Stretchy sounds  
(ffff,llll,mmmm,nnn,rrr,sss,vvv,xxx,zzzz)
- How children use the flash cards that we send home.

In the end, according to research, it makes blending to read easier for children.

# Blend for Reading Segment for writing

*Now children know enough single sounds we can use the sounds in reading and writing.*

- Reading

Say the sounds and blend or swipe them together. (Point to graphemes or use sound buttons – Green words in RWI)

- Writing

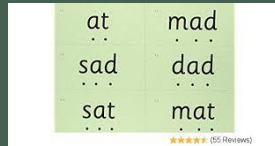

Say a word then 'segment' it into the separate sounds to know how to spell it.

- Fred Fingers e.g. mat/m-a-t

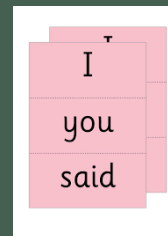


# Foundation Stage 2 Overview

- Teach single letter sounds
- Teach reading and writing words with 2 and 3 sounds in.



- Reading and writing simple captions (I can see...)
- Digraphs / special friends (sh, ar) & trigraphs (igh, air)
- Red words/ Tricky words

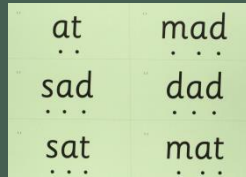


# What you might find in your child's book bag -

- Flash cards



- Green words



- A4 photocopied story books



- RWI Sound blending book



- Reading for pleasure book

Please send your child to school with their book bag daily 😊

# What we expect you to do at home...

- Share your child's 'reading for pleasure' book together at least 3 times a week

## Flash cards –

Show your child each card one at a time and increase speed gradually.

Allow your child to teach you the sound as we would in school.

Use the flash cards to make words.

## Photocopies/ Sound blending books -


1. Encourage children to point to each sound in the word using their own finger.
2. If they do not hear the blend at first, encourage them to say the sounds quicker.
3. If they still do not hear the blend then you can model saying the sounds for your child to blend together.



# What we expect you to do at home continued...

- Give your child lots of praise. Reading is hard at first and can be a slow process. However, the more your child practices, the easier and more enjoyable they will find it.
- Make reading fun! E.g. read to the dog, read in a silly place, use a torch.
- Write in your child's reading record when they have read their school book. 10 reads = prize 😊.

# Struggling to blend and segment?



“Can you pass me the b-i-n?”

“Can you do a j-u-m-p?”

*See blending games that I have previously shared via Class Dojo 😊.*

# Foundation Stage 2 Early Learning Goal for Reading

## Comprehension ELG

*Children at the expected level of development will:*

- Demonstrate understanding of what has been read to them by retelling stories and narratives using their own words and recently introduced vocabulary;
  - Anticipate – where appropriate – key events in stories;
- Use and understand recently introduced vocabulary during discussions about stories, non-fiction, rhymes and poems and during role-play.

## Word Reading ELG

*Children at the expected level of development will:*

- Say a sound for each letter in the alphabet and at least 10 digraphs;
- Read words consistent with their phonic knowledge by sound-blending;
- Read aloud simple sentences and books that are consistent with their phonic knowledge, including some common exception words.

# Foundation Stage 2


## Early Learning Goal for Writing

### Writing ELG

*Children at the expected level of development will:*

- Write recognisable letters, most of which are correctly formed;
- Spell words by identifying sounds in them and representing the sounds with a letter or letters;
- Write simple phrases and sentences that can be read by others.

# What book should my child be reading by Year 1?



This is all in preparation for the Year 1 Phonics Screen

YEAR 1	Phonics
<b>Screening check:</b>	
First name	
Last name	

Practice sheet: Real words	Practice sheet: Pseudo words
in	ot 
at	vap 
beg	osk 
sum	ect 

# Read Write Inc. Information for parents.

- <https://www.ruthmiskin.com/en/find-out-more/parents/>

Any questions?

Thank you very much for your time 😊